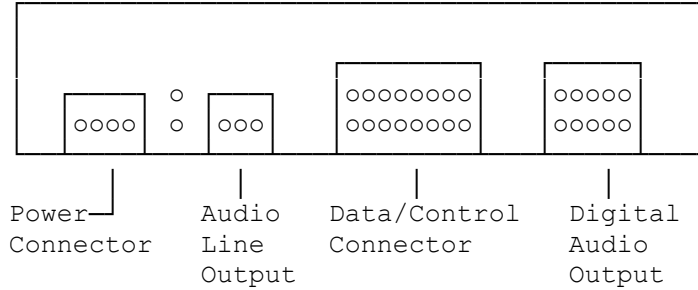


Drive Pinouts:

Back of Drive



Power Connector:

- 1 +12V
- 2 GND
- 3 GND
- 4 +5V



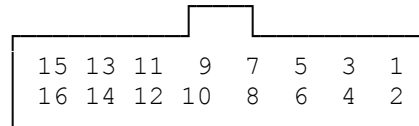
Audio Line Output:

- 1 Left Channel
- 2 GND
- 3 Right Channel



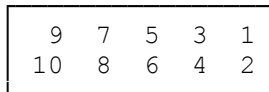
Data/Control Connector:

- | | |
|--------------|-------------|
| 1 Response | 9 Attention |
| 2 GND | 10 +5V |
| 3 Command | 11 Reserved |
| 4 GND | 12 Reserved |
| 5 Data | 13 Reserved |
| 6 +5V | 14 Reserved |
| 7 Data Clock | 15 GND |
| 8 +5V | 16 GND |

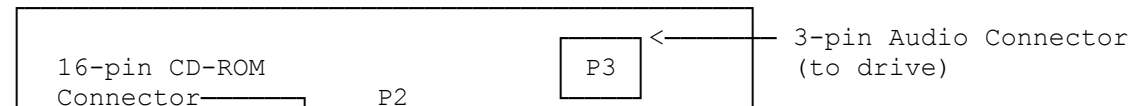


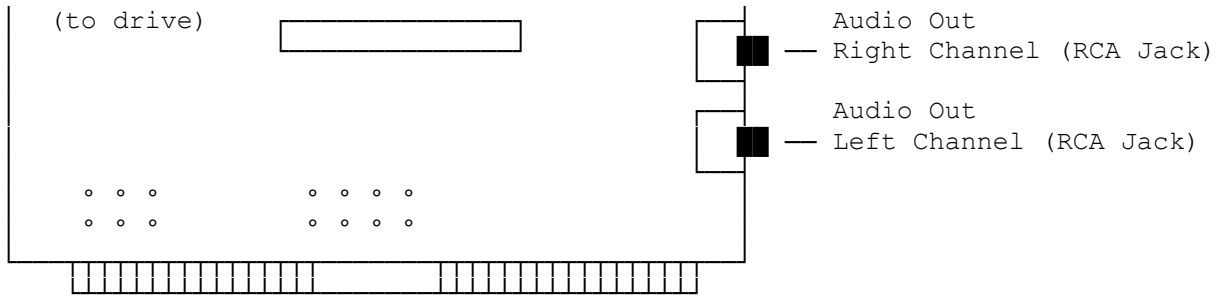
Digital Audio Output:

- 1 GND
- 2 Decode Clock - 11.2896 Mhz
- 3 GND
- 4 Audio word Strobe
- 5 Audio Data Clock - 2.8224 Mhz
- 6 Audio Serial Data
- 7 Error
- 8 De-emphasis
- 9 Left Mode Control
- 10 Right Mode Control

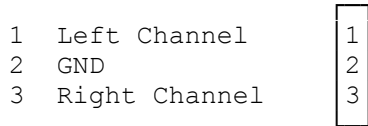


Adapter Pinouts:



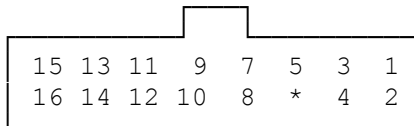


Audio Connector:



Data/Control Connector:

1	Response	9	Attention
2	GND	10	Reserved
3	Command	11	Reserved
4	GND	12	Reserved
5	Data	13	Reserved
6	Omitted *	14	Reserved
7	Data Clock	15	Reserved
8	Reserved	16	Reserved



* Omitted for Keying Purposes

(rjs-06/02/93)
 (smm 08/26/93)